


Sales Commission App for Sage X3



Sales Commission earned in addition to the salary, drives sales representatives to surpass their pre-set targets. When paid on time, this commission encourages them to keep exceeding their targets and directly impacts business metrics. However, calculating commissions and making timely payments can be excruciating with only manual intervention. Sales Commission Add-on for Sage X3 is here to help you redefine your Sales Commission module.

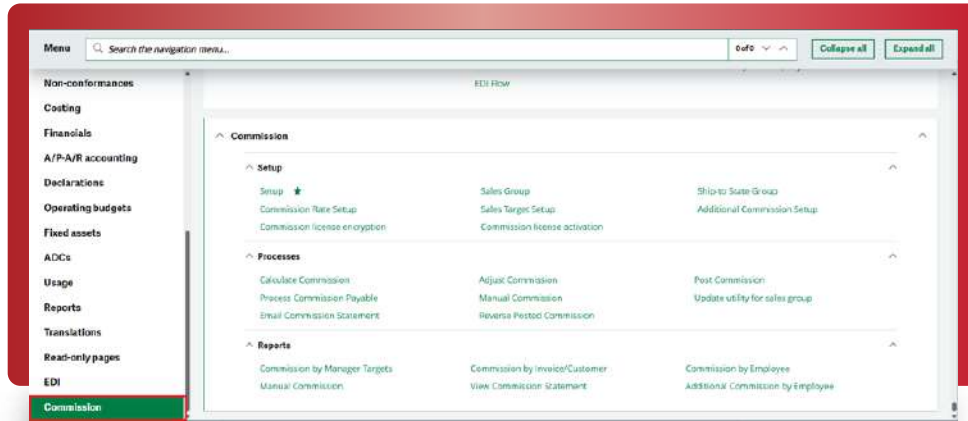
Key highlights of Sales Commission Add-on

- **Native Application**
- **Flexible Commission Structure**
- **Payout Management**
- **Automatic Commission Calculation**
- **Update Utility for Sales Group**
- **Reverse Posted Commission**
- **Customized Commission Statement**
- **Role-Based Access & Security**
- **Real-Time Dashboards & Analytics**

Key Highlights

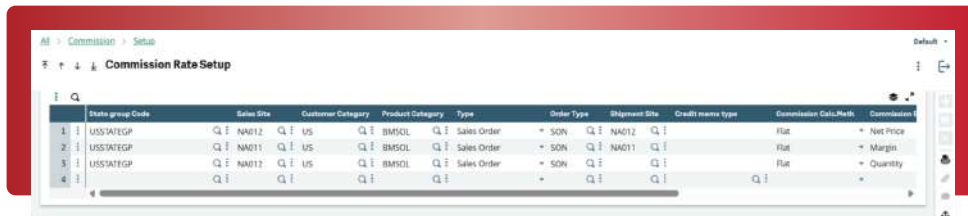
Native application

Greytrix Sales Commission for Sage X3 is a fully native application designed using Sage X3 Platform Services. It operates seamlessly within the Sage X3 environment, allowing users to access and use the module without switching systems. The solution is deeply integrated with core Sage X3 processes, including Order Entry, Sales Invoicing, Accounts Receivable, Accounts Payable, and the General Ledger.



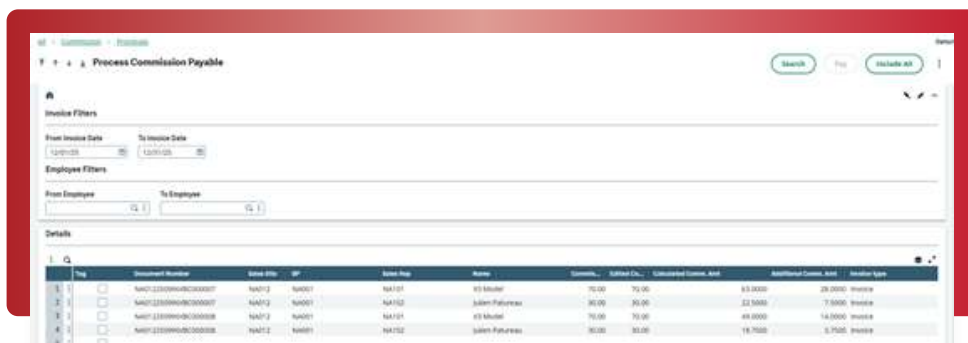
Flexible Commission Structure:

The Greytrix Sales Commission module for Sage ERP delivers complete flexibility to configure commission structures tailored to specific business needs. It enables commissions to be defined using various combinations such as sales group, product category, customer category, sales site, shipment site, and more.



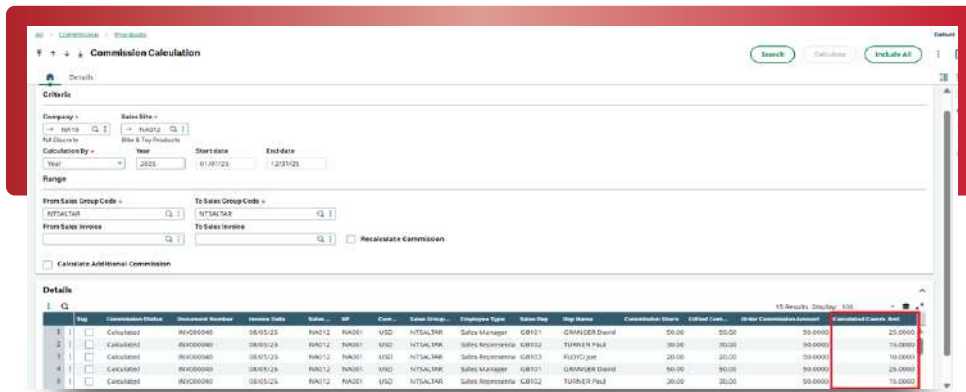
Payout Management

The Greytrix Sales Commission module for Sage ERP delivers complete flexibility to configure commission structures tailored to specific business needs. It enables commissions to be defined using various combinations such as sales group, product category, customer category, sales site, shipment site, and more.



Automatic Commission Calculation

Automate commission calculations on sales transactions using predefined commission rules, reducing manual effort and eliminating errors. The module accurately computes commissions for transactions posted through the Sales Invoice or Accounts Receivable modules. Additionally, users can make positive or negative adjustments to the calculated commission before posting, ensuring complete control and accuracy.



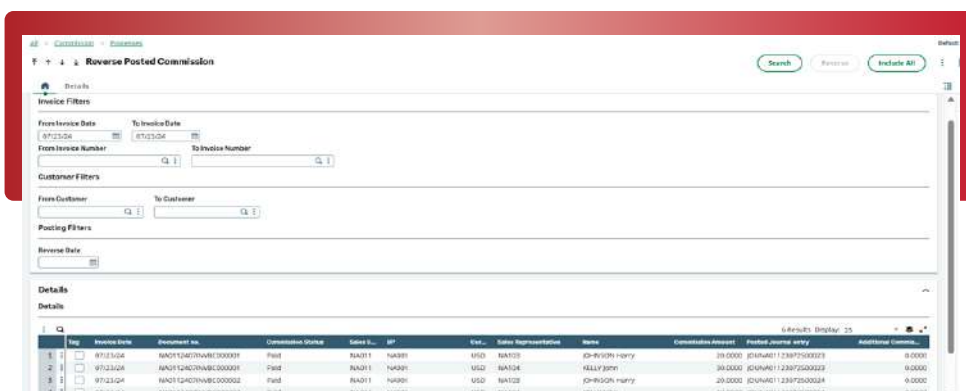
Update Utility for Sales Group

Effortlessly manage salesperson changes with the Update Utility for Sales Group. When a salesperson leaves the organization and their commission is not calculated, this feature allows managers to quickly replace them with a new representative across all related transactions—sales orders, sales invoices. It ensures complete data consistency, saves time, and eliminates manual updates throughout the system.



Reverse Posted Commission

Easily correct commission entries with the Reverse Posted Commission feature. If a previously posted commission needs to be undone—whether due to data entry errors, transaction changes, or internal adjustments, users can seamlessly reverse it through this utility. The feature ensures accurate financial records, maintains audit clarity, and eliminates the need for manual corrections across multiple modules.



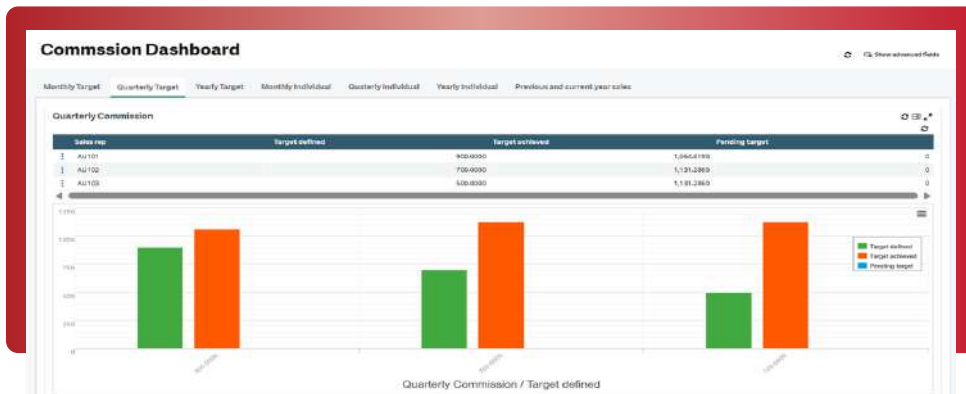
Customized Commission Statement

Provide your sales team with clear and professional commission statements, generated monthly or on demand. Each statement includes a detailed breakdown of orders, earnings, adjustments, and deductions, giving complete visibility into their payouts. Statements can be emailed directly to sales representatives, ensuring quick and seamless communication.

Invoice No.	Date	Customer Name	Product Name	Invoice Amt (Total Cst)	Invoice Total (Net Cst)	Commission PCT	Calc. Commission Amt	Adjusted amt	Actual Commission Amt	Additional Commission Amt	Paid Amount
NAN12200000VBC000011	09-Sep-2015	NAN001	Informational Distribution	300.00	300.00	70.00	21.00	0.00	21.00	0.00	21.00
NAN12200000VBC000007	08-Sep-2015	NAN001	Informational Distribution	300.00	300.00	70.00	21.00	0.00	21.00	0.00	21.00
NAN12200000VBC000009	09-Sep-2015	NAN001	Informational Distribution	300.00	300.00	70.00	21.00	0.00	21.00	0.00	21.00
NAN12200000VBC000019	05-Sep-2015	NAN001	Informational Distribution	300.00	300.00	70.00	21.00	0.00	21.00	0.00	21.00
NAN12200000VBC000018	04-Sep-2015	NAN001	Informational Distribution	300.00	300.00	70.00	21.00	0.00	21.00	0.00	21.00
NAN12200000VBC000014	08-Sep-2015	NAN001	Informational Distribution	300.00	300.00	70.00	21.00	0.00	21.00	0.00	21.00
NAN12200000VBC000018	10-Sep-2015	NAN001	Informational Distribution	300.00	300.00	70.00	21.00	0.00	21.00	0.00	21.00
NAN12200000VBC000016	10-Sep-2015	NAN001	Informational Distribution	100.00	100.00	70.00	7.00	0.00	7.00	0.00	7.00
NAN12200000VBC000018	10-Sep-2015	NAN001	Informational Distribution	300.00	300.00	70.00	21.00	0.00	21.00	0.00	21.00
NAN12200000VBC000012	08-Sep-2015	NAN001	Informational Distribution	300.00	300.00	70.00	21.00	0.00	21.00	0.00	21.00
NAN12200000VBC000001	10-Sep-2015	NAN001	Informational Distribution	300.00	300.00	70.00	21.00	0.00	21.00	0.00	21.00
NAN12200000VBC000002	10-Sep-2015	NAN001	Informational Distribution	300.00	300.00	70.00	21.00	0.00	21.00	0.00	21.00
NAN12200000VBC000017	10-Sep-2015	NAN001	Informational Distribution	300.00	300.00	70.00	21.00	0.00	21.00	0.00	21.00
NAN12200000VBC000001	10-Sep-2015	NAN001	Informational Distribution	300.00	300.00	70.00	21.00	0.00	21.00	0.00	21.00
NAN12200000VBC000009	10-Sep-2015	NAN001	Informational Distribution	300.00	300.00	70.00	21.00	0.00	21.00	0.00	21.00
NAN12200000VBC000006	10-Sep-2015	NAN001	Informational Distribution	300.00	300.00	70.00	21.00	0.00	21.00	0.00	21.00
NAN12200000VBC000005	04-Sep-2015	NAN001	Informational Distribution	300.00	300.00	70.00	21.00	0.00	21.00	0.00	21.00
NAN12200000VBC000004	03-Sep-2015	NAN001	Informational Distribution	400.00	400.00	70.00	28.00	0.00	28.00	0.00	28.00
NAN12200000VBC000003	03-Sep-2015	NAN001	Informational Distribution	300.00	300.00	70.00	21.00	0.00	21.00	0.00	21.00
NAN12200000VBC000005	04-Sep-2015	NAN001	Informational Distribution	300.00	300.00	70.00	21.00	0.00	21.00	0.00	21.00
Sub Total:										2,248.00	2,248.00

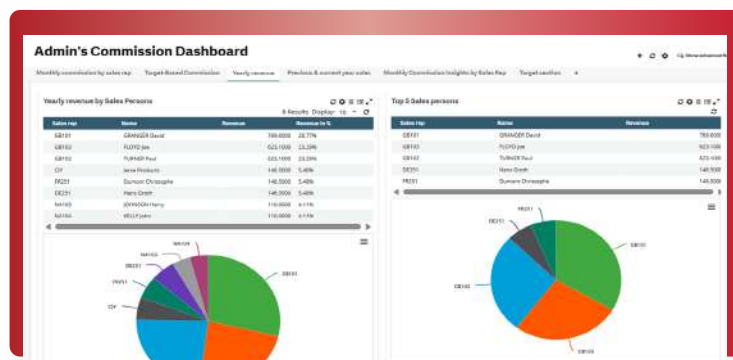
Role-Based Access & Security

Ensure data confidentiality and controlled access with the Role-Based Access & Security feature. Managers can view reports and commission data only for their own sales team, preventing unauthorized access to other teams information. This provides enhanced security, maintains privacy, and ensures that sensitive sales performance data is accessible only to the right personnel.



Real-Time Dashboards & Analytics

Access comprehensive reports and interactive dashboards that provide instant insights into calculated commissions, payouts, and employee earnings. Track commissions on invoices, monitor performance trends, and analyze data across sales teams, products, and periods. With detailed report analytics and a real-time view of key metrics, managers can make informed decisions, ensure accurate payments, and optimize overall sales performance.



The secret to streamlining your Commission processes



About **Greytrix**

25 Years of ERP Excellence

Trusted by **5000+ businesses across the globe**, Greytrix specializes in cloud integrations that simplify complex operations.

Our GUMU™ framework powers seamless connectivity between leading **CRMs and ERPs — from Salesforce to Sage 100.**

With 25 years of expertise and **30+ certified consultants**, we help businesses **work smarter, integrate faster, & grow stronger.**



 globalsales@greytrix.com

 +1 888 221 6661

 Greytrix | GUMU™

